

Monthly Report
28 June 2024

Sub-Fund Strategy

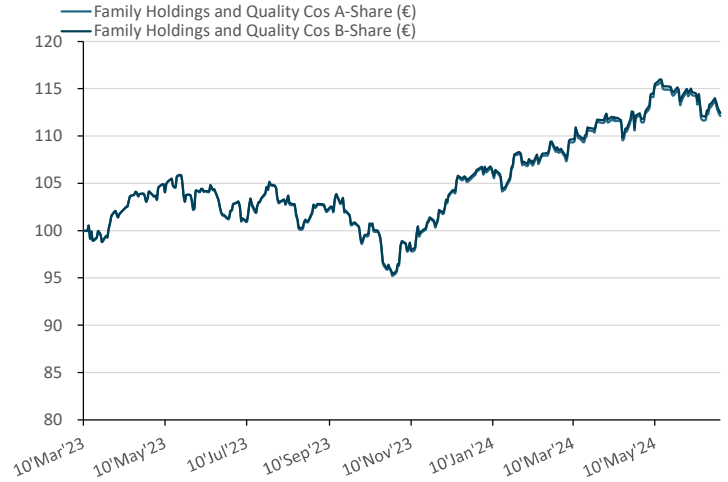
Family Holding & Quality Cos is a sub-fund of Eurinvest LUXCITS, a SICAV under Luxembourg law. The objective of the Family Holding & Quality Cos sub-fund is to seek the highest total return possible for its investors through equity selection and an active management of the portfolio. The Fund is actively managed without reference to any benchmark.

The sub-fund invests in Holdings as well as Quality stocks listed in countries within European Economic Area (EEA) as well as in countries member of the Organisation for Economic Co-operation & Development (OECD)⁽⁴⁾.

The sub-fund total Equity exposure is minimum 80% of NAV at all time and can also invest in Bonds, Money Market Instruments and Cash (up to 20% of NAV).

The Investment Portfolio Manager has the possibility to use financial derivatives instruments notably for hedging and return enhancement purposes. The sub-fund is capitalising.

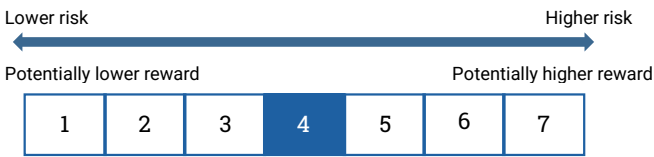
Value Evolution ⁽¹⁾



Performance period ⁽²⁾	A-Share		B-Share		Risk metrics ⁽³⁾	A-Share		B-Share	
	Return	Volatility	Return	Volatility		Return	Volatility	Return	Volatility
June 2024	-1.63%	-1.61%	-1.61%	9.2%	Volatility (annualized)	9.2%	9.2%	9.2%	9.2%
Year-to-date	+5.56%	+5.69%	+5.69%	1.00	Sharpe ratio	1.00	1.03	1.03	1.03
1 Year (annualized)	+9.87%	+10.15%	+10.15%	-10.0%	Max. Drawdown	-10.0%	-9.9%	-9.9%	-9.9%
Since Inception (annualized)	+9.15%	+9.42%	+9.42%						

Notes : (1) Source data: Bloomberg, Banque Degroof Petercam Luxembourg. Reinvestment of gross dividends; Share-class NAV first date for A-share and B-share is 10/03/2023; Value evolution is based on historical data, which offer no guarantee of future returns.
 (2) Source data: Bloomberg. Performance are calculated on a cumulative basis for: (i) monthly period; (ii) year-to-date (period from the 1st of January of the current year till the report date); and on actuarial basis for periods of over one year return. The reinvestment of the gross dividends is taken into account for the calculation of the returns. Share-class NAV first date for A-share and B-share is 10/03/2023. Figures indicated above do not include commissions possibly linked to potential entry or exit fees nor taxes.
 Returns are based on historical data, which offer no guarantee of future returns.
 (3) Volatility is defined as a statistical measure of the dispersion of returns. Volatility is measured as the variance between returns from the sub-funds. Volatility is annualized and calculated on a daily basis since inception. Maximum drawdown is defined as the maximum observed loss from a peak to a trough of the sub-fund Net Asset Value, before a new peak is attained. Maximum drawdown is an indicator of downside risk calculated since inception. The Sharpe ratio is used to help investors understand the return of an investment compared to its risk. The ratio is calculated since inception as the annualized return per unit of annualized volatility.

Risk Indicator - SRRI (Synthetic Risk and Reward Indicator)



The above risk level is calculated on the basis of the sub-fund's volatility over the medium term (5 years) or on a simulation if the sub-fund was created within that period. The volatility of the sub-fund may fluctuates over time, which may change its risk level.

The SRRI accounts for the market risk and risk on capital.
 The sub-fund does not guarantee a protection on the capital invested by investors and therefore investors' capital fluctuates overtime.
 The risk/return profil indicated above can be essentially explained by the presence of equity in the portfolio.
 For more information concerning the risks, please refer to the prospectus and KIIDs.

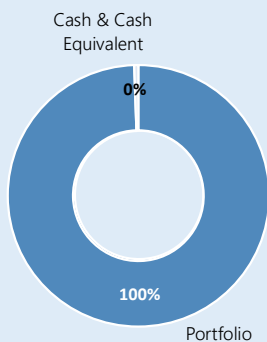
Risks that are not necessarily included in SRRI but which may lead to NAV changes

- Liquidity risk:** Risk that positions cannot be liquidated in time at reasonable prices.
- Operational risks:** the sub-fund may lose some or all its money in case of failure in assets custody, fraud, corruption, political action or any other undisable events.
- Management risk:** under abnormal market conditions, the usual management techniques may be ineffective or unfavourable.
- Credit risk:** The risk of default by an issuer or a counterparty exists but is low.
- Inflation risk:** can emerge due to the characteristics of some targeted markets.
- Sustainability risk:** High. The sustainability risk is considered as material. Sustainability risk means the occurrence of an environmental, social or governance event or situation that could potentially or actually have a negative impact on the value of the sub-fund's investment.

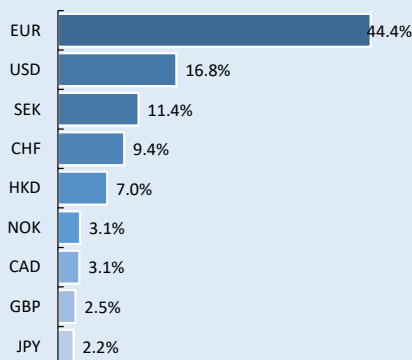
Documentation: This document is intended for marketing purposes and opinions expressed herein should not be considered as investment advice. When considering an investment in this sub-fund, prospective investors should rely on the EURINVEST LUXCITS S.A. prospectus and Key Investor Information Document (KIID) that are available, free of charge, with the financial agent: Banque Degroof Petercam S.A., 12 rue Eugène Ruppert, L-2453 Luxembourg or on <https://eurinvestpartners.com/category/resources/> and at middleluxcits@eurinvestpartners.com.

Do not make an investment decision before reading the prospectus and KIID.
 Complaints: Please address your complaint to compliance@eurinvestpartners.com or +352 467 267.

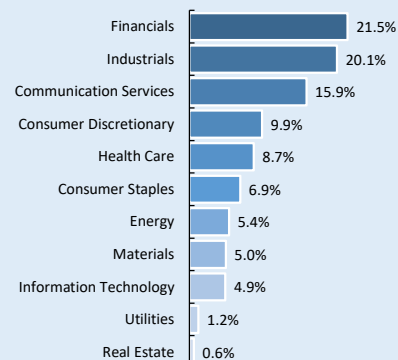
Asset Allocation as % of NAV⁽¹⁾



Currency Exposure as % of NAV⁽¹⁾



Sector Exposure as % of Equities^(1,4)



SICAV facts

SICAV Name	EURINVEST LUXCITS	
Sub-fund Name	Family Holding & Quality Cos	
Legal structure	UCITS	
Management Company	Degroof Petercam Asset Services S.A.	
Domicile	Luxembourg (regulated by the CSSF)	
Geography	European Economic Area & OECD	
Asset classes	Equity: min. 80% of NAV Bonds, Monetary Instruments & Cash: max. 20% of NAV	
Strategy	Long Equities; Derivatives for optimisation & hedging	
Investment Portfolio Manager	Eurinvest Partners SA	
Fund administrator	Degroof Petercam Asset Services S.A.	
NAV Calculation	Daily, 1 day notice	
Maturity	Not determined	
Assets under Management	EUR 20.1m	
Share class	A-Shares	B-Shares (reserved for eligible investors)
Management fee ⁽²⁾	1.15%	0.90%
Performance fee	None	None
Entry/Exit/Conversion fees	None	None
Ongoing charges	1.90%	1.60%
Minimum initial investment	None	EUR 500.000
Minimum subscription	1 share	1 share
Liquidity	Daily, 1 day notice	Daily, 1 day notice
Subscription/redemption	Before 11.00am	Before 11.00am
Anti-dilution levy mechanism ⁽³⁾	Applicable	Applicable
Share type	Capitalisation	Capitalisation
ISIN	LU2582414103	LU2582414285
Inception	10/03/2023	10/03/2023

Note:

(1) Source data: Bloomberg, Banque Degroof Petercam Luxembourg. NAV: Net Asset Value;

(2) Management fee include both Management Company fee (Degroof Petercam Asset Services SA) and Investment Portfolio Manager fee (Eurinvest Partners SA);

(3) Anti-dilution levy mechanisms are implemented in order to eliminate the negative impact on the net asset value of the sub-fund shares caused by substantial subscriptions, redemptions or conversions. It should be noted that the issue and redemption prices, as well as the consideration of these prices during conversion operations, may be adjusted upwards or downwards depending on whether the liabilities of the sub-fund vary upwards or downwards as a result of the subscriptions, redemptions or conversions on the day in question. For more information concerning anti-dilution levy mechanisms, please refer to the prospectus.

(4) Sector exposure is following Global Industry Classification Standard (GICS®). Consumer discretionary is a term for classifying goods and services that are considered non-essential by consumers, but desirable if their available income is sufficient to purchase them. It includes Auto & components, Consumer Durables & Apparel, Consumer Services & Retailing.

Main holdings of the portfolio

		% of NAV
1.	Alphabet Alphabet Inc	5.4%
2.	INDUSTRI VÄRDEN Industrivarden AB	5.1%
3.	Investor Investor AB	4.2%
4.	FIRST PACIFIC First Pacific Co Ltd	4.2%
5.	HAL Investments HAL Trust	4.1%
6.	Ackermans van Haaren Ackermans & van Haaren NV	3.8%
7.	vivendi Vivendi SE	3.8%
8.	BREDERODE Brederode	3.7%
9.	BOLLORÉ Bolloré SE	3.6%
10.	NOVARTIS Novartis AG	3.5%
TOP 10 HOLDINGS		41.4%

Documentation: This document is intended for marketing purposes and opinions expressed herein should not be considered as investment advice. When considering an investment in this sub-fund, prospective investors should rely on the EURINVEST LUXCITS S.A. prospectus and Key Investor Information Document (KIID) that are available, free of charge, with the financial agent: Banque Degroof Petercam S.A., 12 rue Eugène Ruppert, L-2453 Luxembourg or on <https://eurinvestpartners.com/category/resources/> and at middleluxcits@eurinvestpartners.com.

Do not make an investment decision before reading the prospectus and KIID.

Complaints: Please address your complaint to compliance@eurinvestpartners.com or +352 467 267.

EURINVEST LUXCITS S.A. | 112, rue Eugène Ruppert, L-2453 Luxembourg | www.eurinvestpartners.com

Investment Portfolio Manager : EURINVEST PARTNERS S.A. | 6, Rue d'Arlon - 8399 Windhof, Luxembourg | www.eurinvestpartners.com
middleluxcits@eurinvestpartners.com | Tel +352 467 267