

### Sub-Fund strategy

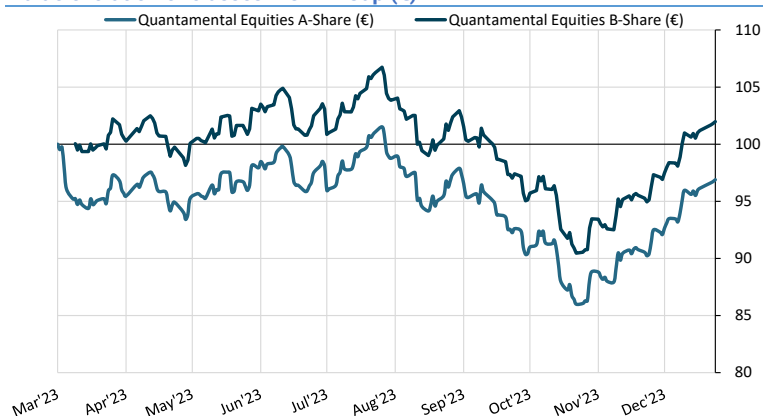
Quantamental Equities is an actively managed long-only equity Fund. The Fund primarily invests in medium capitalization listed companies domiciled in developed countries.

The fund investment strategy is based on Factor Investing. Academic researchers have demonstrated that Factors risk premia are the main drivers of active management equity returns. Furthermore, each factor reacts differently to market and economic environments and holds different relationships with risk premia and market inefficiencies.

Therefore, by diversifying across five factors: [Quality, Value, Growth and Low Volatility], our Fund Managers are able to significantly reduce risks and better capture beta, resulting in better long-term performances.

To implement its strategy, the fund has adopted a "Quantamental" approach, a blend of quantitative and fundamental analysis. For years, our Fund Managers have developed a state-of-the-art proprietary model enabling to screen, rank and pre-select stocks by integrating sector and factor specifics. Then, their outstanding expertise in fundamental stock picking ensure to rigorously select the best stocks by performing in-depth and thorough analysis.

### Value evolution of classes A & B - Cap (€) <sup>(1)</sup>



Performance period <sup>(2)</sup>	A-Share	B-Share	Risk metrics <sup>(3)</sup>	A-Share	B-Share
December 2023	+ 5.90%	+ 5.91%	Volatility (annualized)	n.m.	n.m.
Year-to-date *	-3.11%	+ 1.97%	Sharpe ratio	n.m.	n.m.
1 Year (annualized)	n.a	n.a	Max. Drawdown	-15.3%	-15.3%
Since Inception (annualized)	-3.11%	+ 1.97%			

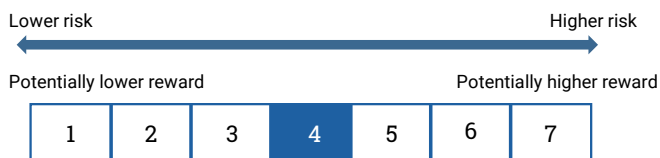
Notes : (1) Source data: Bloomberg, Banque Degroof Petercam Luxembourg. Value evolution is based on historical data, which offer no guarantee of future returns.

(2) Source data: Bloomberg. Performance are calculated on a cumulative basis for: (i) monthly period; (ii) year-to-date (period from the 1st of January of the current year till the report date) ; and on actuarial basis for periods of over or equal to one year return. Sub-fund Inception date is 06/03/2023 for A-shares and 14/03/2023 for B-shares. Figures indicated above do not include commissions possibly linked to potential entry or exit fees nor taxes. Returns are based on historical data, which offer no guarantee of future returns.

(3) Volatility is defined as a statistical measure of the dispersion of returns. Volatility is measured as the variance between returns from the sub-funds. Volatility is annualized and calculated on a daily basis since inception. Maximum drawdown is defined as the maximum observed loss from a peak to a trough of the sub-fund Net Asset Value, before a new peak is attained. Maximum drawdown is an indicator of downside risk calculated since inception. The Sharpe ratio is used to help investors understand the return of an investment compared to its risk. The ratio is calculated since inception as the annualized return per unit of annualized volatility.

\* Year-to-date performance start as from 06/03/2023 for A-share and 13/03/2023 for B-share

### Risk Indicator -SRRI (Synthetic Risk and Reward Indicator)



The above risk level is calculated on the basis of the sub-fund's volatility over the medium term (5 years) or on a simulation if the sub-fund was created within that period. The volatility of the sub-fund may fluctuates over time, which may change its risk level.

The SRRI accounts for the market risk and risk on capital.

The sub-fund does not guarantee a protection on the capital invested by investors and therefore investors' capital fluctuates overtime.

The risk/return profil indicated above can be essentially explained by the presence of equity in the portfolio.

For more information concerning the risks, please refer to the prospectus and KIIDs.

#### Risks that are not necessarily included in SRRI but which may lead to NAV changes

**Liquidity risk:** Risk that positions cannot be liquidated in time at reasonable prices.

**Operational risks:** the sub-fund may lose some or all its money in case of failure in assets custody, fraud, corruption, political action or any other undesirable events.

**Management risk:** under abnormal market conditions, the usual management techniques may be ineffective or unfavourable.

**Credit risk:** The risk of default by an issuer or a counterparty exists but is low.

**Concentration risk:** investment policy ensures a diversification of portfolio concentration risk by limiting investment at 30% of total assets in a single sector.

**Inflation risk:** can emerge due to the characteristics of some targeted markets.

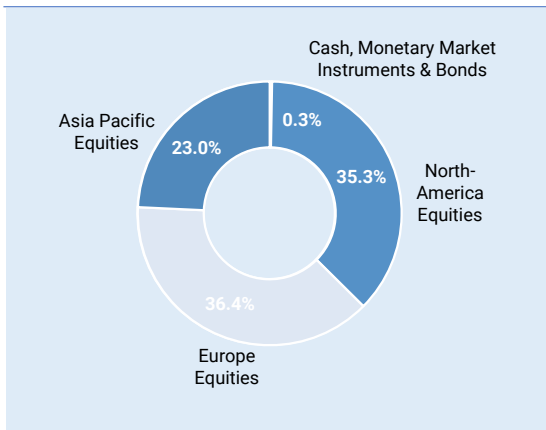
**Sustainability risk:** High. The sustainability risk is considered as material. Sustainability risk means the occurrence of an environmental, social or governance event or situation that could potentially or actually have a negative impact on the value of the sub-fund's investment.

Documentation: This document is intended for marketing purposes and opinions expressed herein should not be considered as investment advice. When considering an investment in this sub-fund, prospective investors should rely on the EURINVEST LUXCITS S.A. prospectus and Key Investor Information Document (KIID) that are available, free of charge, with the financial agent: Banque Degroof Petercam S.A., 12 rue Eugène Ruppert, L-2453 Luxembourg or on <https://eurinvestpartners.com/category/resources/> and at [middleluxcits@eurinvestpartners.com](mailto:middleluxcits@eurinvestpartners.com). Degroof Petercam Asset Services SA will not bear any responsibilities for any losses arising from reliance on information contained therein, and no warranty is given as to the accuracy of the information disclosed.

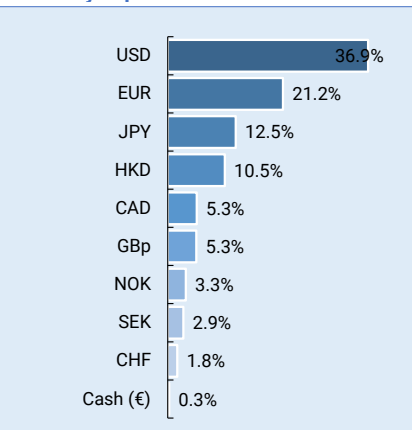
Do not make an investment decision before reading the prospectus and KIID.

Complaints: Please address your complaint to [compliance@eurinvestpartners.com](mailto:compliance@eurinvestpartners.com) or +3227694143 or in second instance to the Consumer Mediation Service on [www.mediationconsommateur.be](http://www.mediationconsommateur.be) or via [contact@mediationconsommateur.be](mailto:contact@mediationconsommateur.be).

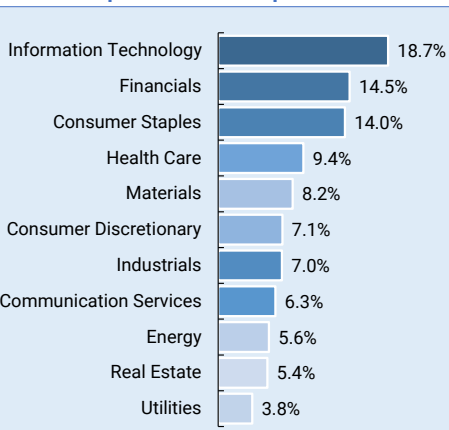
## Asset Allocation as % of NAV<sup>(1)</sup>



## Currency Exposure as % of NAV<sup>(1)</sup>



## Sector Exposure as % of Equities<sup>(1,5)</sup>



## SICAV facts

<b>SICAV Name</b>	EURINVEST LUXCITS SA	
<b>Sub-fund Name</b>	Quantamental Equities	
<b>Legal structure</b>	UCITS	
<b>Management Company</b>	Degroof Petercam Asset Services SA.	
<b>Domicile</b>	Luxembourg (regulated by CSSF)	
<b>Geography</b>	Developed Markets <sup>(4)</sup>	
<b>Asset classes</b>	Equity: min. 80% of NAV Bonds, Monetary Instruments & Cash: max. 10% of NAV	
<b>Strategy</b>	Long Equities; Derivatives for optimisation & hedging	
<b>Investment Portfolio Manager</b>	Eurinvest Partners SA	
<b>Fund administrator</b>	Degroof Petercam Asset Services	
<b>NAV Calculation</b>	Daily	
<b>Maturity</b>	Not determined	
<b>Assets under Management</b>	EUR 23.1m	
<b>Share class</b>	<b>A-Shares</b>	<b>B-Shares</b>
<b>Management fee<sup>(2)</sup></b>	1.15%	0.90%
<b>Performance fee</b>	None	None
<b>Entry/Exit/Conversion fees</b>	None	None
<b>Ongoing charges</b>	1.9% (theoretical)	1.6% (theoretical)
<b>Minimum initial investment</b>	None	EUR 500.000
<b>Minimum subscription</b>	1 share	1 share
<b>Liquidity</b>	Daily, 1 day notice	Daily, 1 day notice
<b>Subscription/redemption</b>	Before 11.00am	Before 11.00am
<b>Anti-dilution levy mechanism<sup>(3)</sup></b>	Applicable	Applicable
<b>Share type</b>	Accumulating	Accumulating
<b>ISIN</b>	LU2582413634	LU2582413717
<b>Inception</b>	6/3/2023	14/03/2023

## Main holdings of the portfolio

Top 3 North America		% of NAV
1.	QUALCOMM Inc	2.25%
2.	Photronics Inc	2.20%
3.	Fiserv Inc	2.10%
Top 3 Europe		% of NAV
1.	UBS Group AG	2.28%
2.	Infineon Technologies AG	2.22%
3.	NN Group NV	2.01%
Top 3 Asia Pacific		% of NAV
1.	Shin-Etsu Chemical Co Ltd	2.39%
2.	Sony Group Corp	2.32%
3.	SUMCO Corp	2.07%

### Note:

(1) Source data: Bloomberg, Banque Degroof Petercam Luxembourg. NAV: Net Asset Value;

(2) Management fee include both Management Company fee (Degroof Petercam Asset Services SA) and Investment Portfolio Manager fee (Eurinvest Partners SA). This list of costs is non-exhaustive. The sub-fund has other costs, as detailed in the prospectus/KIID.

(3) Anti-dilution levy mechanisms are implemented in order to eliminate the negative impact on the net asset value of the sub-fund shares caused by substantial subscriptions, redemptions or conversions. It should be noted that the issue and redemption prices, as well as the consideration of these prices during conversion operations, may be adjusted upwards or downwards depending on whether the liabilities of the sub-fund vary upwards or downwards as a result of the subscriptions, redemptions or conversions on the day in question. For more information concerning anti-dilution levy mechanisms, please refer to the prospectus.

(4) Sector exposure is following Global Industry Classification Standard (GICS®). Consumer discretionary is a term for classifying goods and services that are considered non-essential by consumers, but desirable if their available income is sufficient to purchase them. It includes Auto & components, Consumer Durables & Apparel, Consumer Services & Retailing.

**Documentation:** This document is intended for marketing purposes and opinions expressed herein should not be considered as investment advice. When considering an investment in this sub-fund, prospective investors should rely on the EURINVEST LUXCITS S.A. prospectus and Key Investor Information Document (KIID) that are available, free of charge, with the financial agent: Banque Degroof Petercam S.A., 12 rue Eugène Ruppert, L-2453 Luxembourg or on <https://eurinvestpartners.com/category/resources/> and at [middlexcits@eurinvestpartners.com](mailto:middlexcits@eurinvestpartners.com). Degroof Petercam Asset Services SA will not bear any responsibilities for any losses arising from reliance on information contained therein, and no warranty is given as to the accuracy of the information disclosed.

Do not make an investment decision before reading the prospectus and KIID.

**Complaints:** Please address your complaint to [compliance@eurinvestpartners.com](mailto:compliance@eurinvestpartners.com) or +3227694143 or in second instance to the Consumer Mediation Service on [www.mediationconsommateur.be](http://www.mediationconsommateur.be) or via [contact@mediationconsommateur.be](mailto:contact@mediationconsommateur.be).

EURINVEST LUXCITS S.A. | 112, rue Eugène Ruppert, L-2453 Luxembourg | [www.eurinvestpartners.com](http://www.eurinvestpartners.com)

Investment Portfolio Manager : EURINVEST PARTNERS S.A. | 6, Rue d'Arlon - 8399 Windhof, Luxembourg | [www.eurinvestpartners.com](http://www.eurinvestpartners.com)

[middlexcits@eurinvestpartners.com](mailto:middlexcits@eurinvestpartners.com) | Tel +32 2 769 41 43