

### Manager's Comment

The fund lost -4.9% in June while the MSCI World ACWI (€) decreased by -6.2%. We kept our equity exposure around 50% as we still aren't confident about these volatile markets. We wanted to hedge part of the portfolio but the market conditions aren't favorable at the moment. Finally, we added an "inflation tilt" to the portfolio.

In June markets continued to go down. The S&P 500 posting its worst first six months in 52 years. It's not better in Fixed Income as both interest rates and credit spreads rose.

Central banks try to fight inflation through monetary policies despite possibly triggering a recession. Even if the interest rates rise eased a bit at the end of the month, the recession menace is still present, which is bad news for corporate earnings (even if earnings estimates are surprisingly holding up) and consumer wallets.

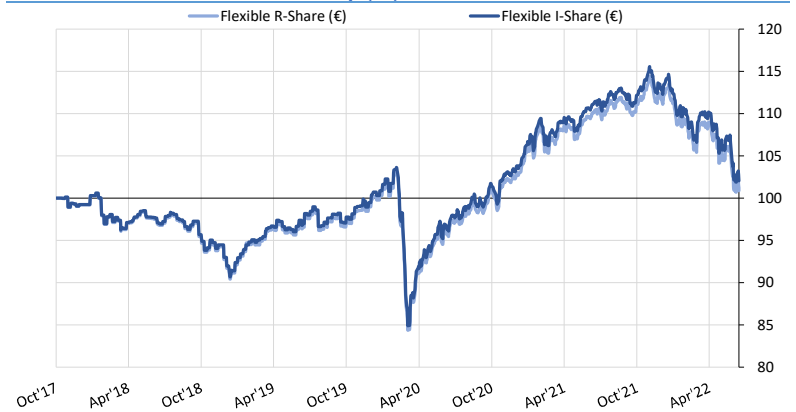
The current biggest risks are Poutine's decision to cut oil and gas as well as falling earnings' guidances for 2022 and 2023 due to a probable recession, especially in Europe.

### Sub-Fund Strategy

The strategy of the fund aims at offering a superior return thanks to flexible allocation throughout all liquid asset classes and use of derivatives for hedging purpose (no leverage).

The « average » equity allocation is 50% and between 20% and 80%.

### Value evolution of classes R & I - Cap (€) <sup>(1)</sup>



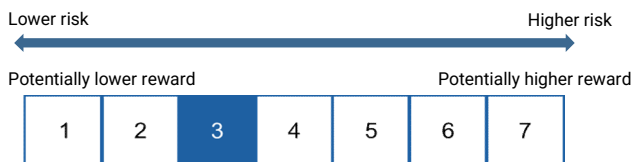
Performance period <sup>(2)</sup>	R-Share		I-Share		
	R-Share	I-Share	R-Share	I-Share	
June 22	-4.9%	-4.9%	Volatility (annualized)	6.2%	6.1%
Year-to-date	-10.7%	-10.6%	Sharpe ratio	(1.38)	(1.35)
2021	8.8%	9.0%	Max. Drawdown	-18.1%	-18.1%
2020	4.1%	4.4%			
1 Year	-8.5%	-8.3%			
Since Inception (annualized)	+ 0.2%	+ 0.4%			

Notes : (1) Source data: Bloomberg, Banque Degroof Petercam Luxembourg. Value evolution is based on historical data, which offer no guarantee of future returns.

(2) Source data: Bloomberg. Performance are calculated on a cumulative basis for: (i) monthly period; (ii) year-to-date (period from the 1st of January of the current year till the report date); (iii) the year 2020; and on actuarial basis for periods of over one year return. The reinvestment of the gross dividends is taken into account for the calculation of the returns. Sub-fund Inception date: 16/10/2017. Figures indicated above do not include commissions possibly linked to potential entry or exit fees nor taxes.

(3) Volatility is defined as a statistical measure of the dispersion of returns. Volatility is measured as the variance between returns from the sub-funds. Volatility is annualized and calculated on a daily basis since inception. Maximum drawdown is defined as the maximum observed loss from a peak to a trough of the sub-fund Net Asset Value, before a new peak is attained. Maximum drawdown is an indicator of downside risk calculated since inception. The Sharpe ratio is used to help investors understand the return of an investment compared to its risk. The ratio is calculated since inception as the annualized return per unit of annualized volatility.

### Risk Indicator -SRRRI (Synthetic Risk and Reward Indicator)



The above risk level is calculated on the basis of the sub-fund's volatility over the medium term (5 years) or on a simulation if the sub-fund was created within that period. The volatility of the sub-fund may fluctuates over time, which may change its risk level.

The SRRRI accounts for the market risk and risk on capital. The sub-fund does not guarantee a protection on the capital invested by investors and therefore investors' capital fluctuates overtime. The risk/return profil indicated above can be essentially explained by the presence of equity in the portfolio.

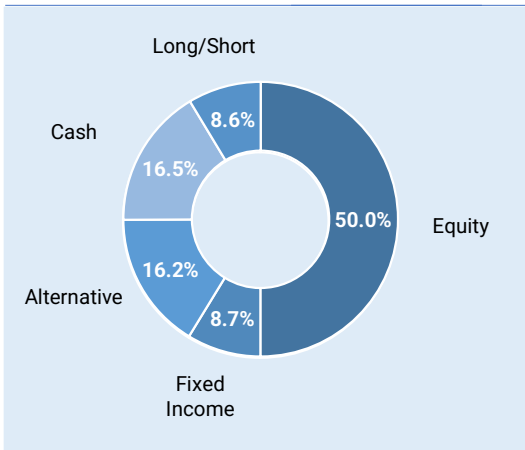
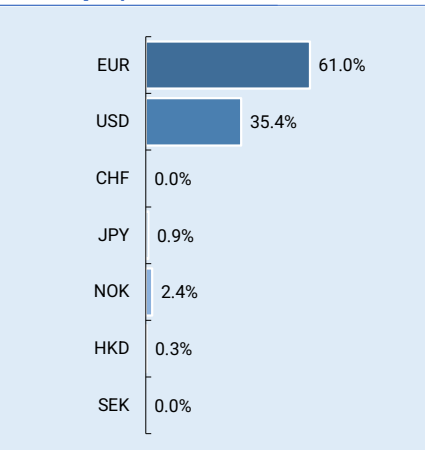
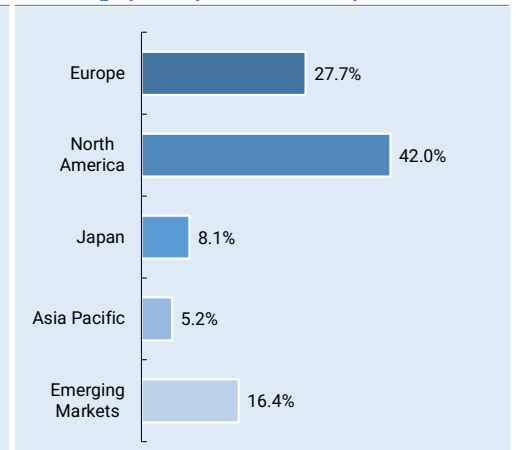
For more information concerning the risks, please refer to the prospectus and KIIDs.

#### Risks that are not necessarily included in SRRRI but which may lead to NAV changes

- Liquidity risk:** Risk that positions cannot be liquidated in time at reasonable prices.
- Operational risks:** the sub-fund may lose some or all its money in case of failure in assets custody, fraud, corruption, political action or any other undesirable events.
- Management risk:** under abnormal market conditions, the usual management techniques may be ineffective or unfavourable.
- Counterparty risk:** the subfund can lose money as a result of the failure of a market player with which it does business
- Credit risk:** risk associated with bonds becoming worthless when the issuer of the bond is not able to repay its debt on maturity.
- Concentration risk:** investment policy ensures a diversification of portfolio concentration risk by limiting investment at 30% of total assets in a single sector.
- Derivatives risk:** some derivatives may increase the volatility of the subfund or expose the subfund to losses that are higher than the price of the derivatives

Documentation: This document is intended for marketing purposes and opinions expressed herein should not be considered as investment advice. When considering an investment in this sub-fund, prospective investors should rely on the EURINVEST PARTNERS SA prospectus and Key Investor Information Document (KIID) that are available, free of charge, with the financial agent: Banque Degroof Petercam S.A., 12 rue Eugène Ruppert, L-2453 Luxembourg or on <http://www.dpas.lu/funds/list> and at [info@eurinvestpartners.com](mailto:info@eurinvestpartners.com). Do not make an investment decision before reading the prospectus and KIID.

Complaints: Please address your complaint to [compliance@eurinvestpartners.com](mailto:compliance@eurinvestpartners.com) or +352467267.

**Asset Allocation as % of NAV<sup>(1)</sup>**

**Currency Exposure as % of NAV<sup>(1)</sup>**

**Geographic Exposure as % of Equities<sup>(1)</sup>**

**SICAV facts**

<b>SICAV Name</b>	EURINVEST SICAV-SIF	
<b>Sub-fund Name</b>	Global Flexible	
<b>Legal structure</b>	Luxembourg SICAV-SIF	
<b>Management Company</b>	Degroof Petercam Asset Services SA.	
<b>Domicile</b>	Luxembourg (regulated by the CSSF)	
<b>Geography</b>	World	
<b>Asset classes</b>	All	
<b>Strategy</b>	Defensive	
<b>Investment Portfolio Manager</b>	Eurinvest Partners SA	
<b>Fund administrator</b>	Degroof Petercam Asset Services	
<b>NAV Calculation</b>	Daily, 1 day notice	
<b>Maturity</b>	Not determined	
<b>Assets under Management</b>	EUR 25.0m	
<b>Share class</b>	<b>R-Shares</b>	<b>I-Shares</b>
<b>Management fee<sup>(2)</sup></b>	0.90%	0.65%
<b>Performance fee</b>	None	
<b>Entry/Exit/Conversion fees</b>	None	None
<b>Ongoing charges</b>	1.48%	1.23%
<b>Minimum initial investment</b>	EUR 150.000	EUR 500.000
<b>Minimum subscription</b>	1 share	1 share
<b>Liquidity</b>	Daily, 1 day notice	Daily, 1 day notice
<b>Subscription/redemption</b>	Before 15.00pm	Before 15.00pm
<b>TOB (stock exchange duty)</b>	None	None
<b>Withholding Tax</b>	None	None
<b>Anti-dilution levy mechanism<sup>(3)</sup></b>	N/A	N/A
<b>Share type</b>	Capitalisation	Capitalisation
<b>ISIN</b>	LU1650583302	LU1650583054
<b>Inception</b>	16/10/2017	16/10/2017

**Main holdings of the portfolio**

Long		% of NAV
1.	Tikehau Short Duration Fund	5.0%
2.	iShares MSCI ACWI ETF	4.8%
3.	iShares MSCI World ETF	4.8%
4.	Blackstone Diversified Multi-Strat	4.1%
5.	Invesco Bloomberg Commodity UCITS ETF	2.9%
Short		% of NAV
1.	Euro-BTP Future Sep22	-4.9%
2.	JPN 10Y FUT OPTN Sep22P 145	-4.4%
3.	January 23 Puts on VNQ US	-0.6%
4.	January 23 Calls on VNQ US	-0.2%
5.		

**Note:**

(1) Source data: Bloomberg, Banque Degroof Petercam Luxembourg. NAV: Net Asset Value;

(2) Management fee include both Management Company fee (Degroof Petercam Asset Services SA) and Investment Portfolio Manager fee (Eurinvest Partners SA);

(3) Anti-dilution levy mechanisms are implemented in order to eliminate the negative impact on the net asset value of the sub-fund shares caused by substantial subscriptions, redemptions or conversions. It should be noted that the issue and redemption prices, as well as the consideration of these prices during conversion operations, may be adjusted upwards or downwards depending on whether the liabilities of the sub-fund vary upwards or downwards as a result of the subscriptions, redemptions or conversions on the day in question. For more information concerning anti-dilution levy mechanisms, please refer to the prospectus.

Documentation: This document is intended for marketing purposes and opinions expressed herein should not be considered as investment advice. When considering an investment in this sub-fund, prospective investors should rely on the EURINVEST PARTNERS SA prospectus and Key Investor Information Document (KIID) that are available, free of charge, with the financial agent: Banque Degroof Petercam S.A., 12 rue Eugène Ruppert, L-2453 Luxembourg or on <http://www.dpas.lu/funds/list> and at [info@eurinvestpartners.com](mailto:info@eurinvestpartners.com). Do not make an investment decision before reading the prospectus and KIID.

Complaints: Please address your complaint to [compliance@eurinvestpartners.com](mailto:compliance@eurinvestpartners.com) or +352467267.

EURINVEST PARTNERS S.A. | 6, Rue d'Arlon - 8399 Windhof, Luxembourg | [www.eurinvestpartners.com](http://www.eurinvestpartners.com)

Investment Portfolio Manager : EURINVEST PARTNERS S.A. | 6, Rue d'Arlon - 8399 Windhof, Luxembourg | [www.eurinvestpartners.com](http://www.eurinvestpartners.com)

[info@eurinvestpartners.com](mailto:info@eurinvestpartners.com) | Tel +352 467 267